


## L26 SERIES HEAVY DUTY LEVEL SWITCHES

### FEATURES

- STAINLESS STEEL OR POLYPROPYLENE BODY
- BUILT IN MANUAL OVERRIDE SWITCH
- RELIABLE PROVEN DESIGN
- 15 AMP 500VOLT SPDT SWITCH
- UNIQUE SEAL-LESS COUPLING
- WEATHERPROOF IP67 HOUSING
- SIMPLE TO INSTALL
- FULLY SERVICEABLE

### APPLICATIONS

- TANK LIQUID LEVEL CONTROL
- LOW LEVEL PROTECTION FOR PUMPS
- LEVEL CONTROL IN WATER TREATMENT
- CHEMICAL TANK LEVEL MONITORING
- SAFETY MONITORING IN CHEMICAL TANKS




STANDARD ARM

### INTRODUCTION

The L26 series heavy duty level switches provide a highly reliable accurate and low cost solution to tank level control. Offering polypropylene or stainless steel and polypropylene construction, the L26 level switches are built tough, from their high impact weatherproof casing to their high compliance micro switches. These level switches are intended to give long reliable duty under the most arduous conditions. The L26 level switch incorporates our unique seal less magnetic dampening system that both couples the internal switch mechanism to the float arm and ensures a reliable switching action even where surface agitation is present.

The L26 level switch integrates well into modern thermoplastic and fiberglass tank systems. The switches are fitted and removed through the external 25mm B.S.P. socket in which they are installed. There is no need to access the tank from the inside. The standard L26-S has a float arm of sufficient length to clear the inner wall of even the thickest concrete tanks. A short arm L26-SA model is available specifically for small diameter tanks and risers and integrates into vessels down to 100mm inside diameter.



SHORT ARM



AUSTRALIAN MADE

# TECHNICAL DATA

## VERRIDE SWITCH

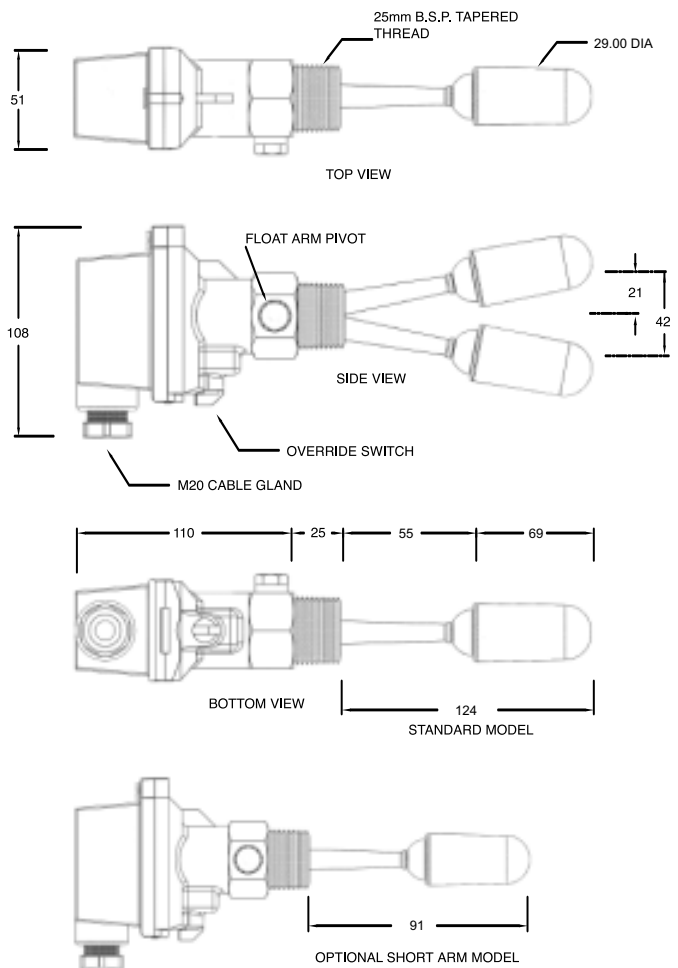
All L26 level switches have a built in two position manual switch that allows the level switch to be overridden regardless of the position of the float. This unique feature means the switch can be tested and operated at any time. The override switch can be used for commissioning systems or for pump priming. In addition it allows the filling of tanks that have been drained to below their normal low level cut out level.

## OPERATING ENVIRONMENT

Maximum operating pressure, at ambient temperature.	10 Bars (145 PSI) All models
Minimum burst pressure (Body) at ambient temperature.	80 Bars (1160 PSI) L26-S & L26-SA models only.
Minimum burst pressure (Body) at ambient temperature	100 Bars (1450 PSI) Stainless L26-SS model only
Maximum operating temperature (Liquid)	80 Degrees C at a pressure 1 bar absolute, see note below
Minimum operating temperature (Liquid)	-20°C
Ingress protection rating (Housing)	IP67

**Note:** Temperature for the maximum operating pressure shown in the above operating environment table is 15°C, In the interest of safety, when using the polypropylene version of the L26 series, maximum operating pressure must be de-rated linearly in direct proportion to temperature increase, to a maximum pressure of 1 bar absolute at 80 degrees Centigrade. In other words only use this switch at elevated temperatures in non pressurised systems that are totally open to atmosphere in all circumstances and under all conditions.

## DIMENSIONS



## ELECTRICAL DATA

The L26-S, L26-SS and L26-SA level switches house a 15Amp 500Volt single pole double throw microswitch suitable for most general control applications.

125 VAC	15A	3A	1.5A	15A	5A	2.5A
250 VAC	15A	2.5A	1.25A	15A	3A	1.5A
500 VAC	10A	1.5A	0.75A	6A	1.5A	0.75A
8 VDC	15A	3A	1.5A	15A	5A	2.5A
14 VDC	15A	3A	1.5A	10A	5A	2.5A
30 VDC	6A	3A	1.5A	5A	5A	2.5A
125 VDC	0.5A	0.5A	0.5A	0.05A	0.05A	0.05A
250 VDC	0.25A	0.25A	0.25A	0.03A	0.03A	0.03A

## MODELS AVAILABLE

<b>L26-S</b>	Standard all polypropylene switch with long float arm 15Amp 500Volt rating
<b>L26-SA</b>	All polypropylene switch with short float arm 15Amp 500Volt Rating
<b>L26-SS</b>	Long arm polypropylene & 316 stainless switch with 15AMP 500Volt rating

MADE IN AUSTRALIA BY

**KELCO Engineering Pty Ltd**

ABN 20 002 834 844

Head office and factory

9/9 Powells Road Brookvale 2100 NSW Australia

Phone: +61 2 9905 6425 Fax: +61 2 9905 6420

Email: sales@kelco.com.au Web: www.kelco.com.au

©2008 Kelco Engineering Pty Ltd

**PLEASE NOTE:** Kelco Engineering Pty Ltd reserves the right to change the specification of this product without notice. Kelco Engineering Pty Ltd accepts no liability for personal injury or economic loss as a consequence of the use of this product. All rights reserved copyright Kelco Engineering Pty Ltd © 2008.