

GENERAL CHARACTERISTICS

Mechanical Flow Indicator with sight glass for contaminated or coloured substances. Rugged design in brass.

- * no moving parts
- * optional installation
- * for contaminated or coloured liquids
- * natural glass

Female thread G1/4 to G2 brass

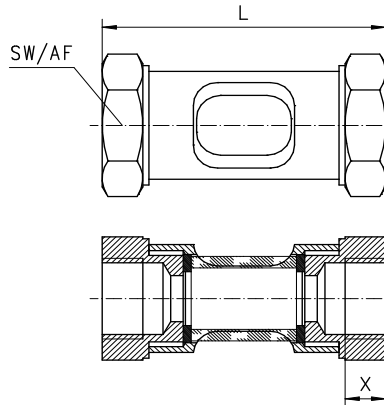


OW-025GM

TECHNICAL DATA

	G	Type	PN bar	Qmax. recom. l/min H ₂ O	L mm	AF mm	X mm	weight kg
brass	G 1/4	OW-008GM	6	15	70	19	12	0.08
	G 3/8	OW-010GM	6	20	70	27	11	0.16
	G 1/2	OW-015GM	6	30	70	32	10	0.20
	G 1	OW-025GM	6	90	90	46	19	0.62
	G 1 1/2	OW-040GM	6	220	130	60	23	1.40
	G 2	OW-050GM	6	250	148	65	25	1.50

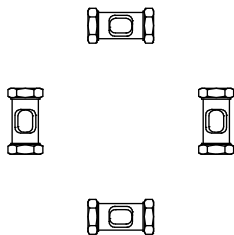
media temperature max. 70°C



MATERIALS

	G1/4-G1/2	G1-G2
body	stained brass	brass nickel plated
tube	natural glass	acrylic

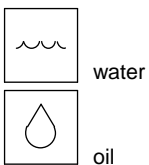
MOUNTING POSITION



NOMENCLATURE

OW-	008	G	M	basic type specification	
	008			nominal diameter	DN 8 - G1/4
	010				DN 10 - G3/8
	015				DN 15 - G1/2
	025				DN 25 - G1
	040				DN 40 - G1 1/2
	050				DN 50 - G2
		G			female thread
			M		brass

METERING SUBSTANCES



All technical changes reserved

●BASIC Standard ○BASIC Programme option □VARIO Special option ⊕ PLUS Accessories ✗ not recommendable