

GENERAL CHARACTERISTICS

Mechanical Flow Regulator. The regulator consists of a star shaped stainless steel diaphragm which is pressed into a metal funnel component according to flow-proportional differential pressure.

- * optional installation
- * no wear-parts
- * no additional power supply

Female thread G1/2 to G3/4 brass



KM-020GM014

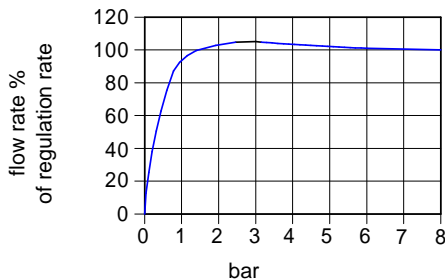
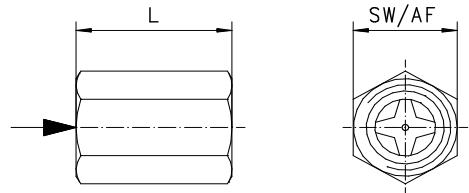
TECHNICAL DATA

	G	Type	PN *	regulation rate l/min H ₂ O	L mm	AF mm	X mm	weight kg
Ms	G 1/2	KM-015GM...	200	1 - 16	36	24	10	0.07
	G 3/4	KM-020GM...	200	4 - 30	45	30	14	0.13
VA	G 1/2	KM-015GK...	200	1 - 16	36	24	10	0.07
	G 3/4	KM-020GK...	200	4 - 30	45	30	14	0.13

* Max. differential pressure 16 bar !

differential pressure 1,5 - 10 bar
media temperature max. 300°C

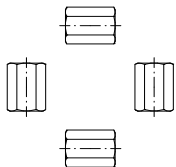
regulation rate	1	2	3	4	6	8	10	12	16	20	25	30	l/min
tolerance	0.2	0.2	0.4	0.4	0.5	0.5	0.7	0.7	1.2	1.2	1.5	1.5	l/min



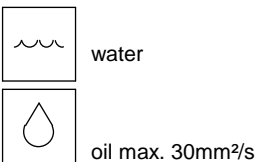
MATERIALS

	KM-...GM	KM-...GK
body	brass Ms58	s.s. 1.4301
orifice	s.s. 1.4310	s.s. 1.4310
insert	s.s. 1.4301	s.s. 1.4301
	s.s. 1.4122	s.s. 1.4122

MOUNTING POSITION



METERING SUBSTANCES



NOMENCLATURE

KM-	015	G	M	001	basic type specification
	015				● nominal diameter DN 15 - G1/2
	020				● nominal diameter DN 20 - G3/4
		G			● female thread
			M		● brass design
			K		● stainless steel design
				001	● regulation rate 001 - 030 l/min H ₂ O
				...	● see table
				030	●
Special option VARIO					<input type="checkbox"/> special ranges entrance/female thread exit/male thread special thread

For combinations see table "technical data"

IMPORTANT FOR YOUR ORDER

- Please indicate metering substance and regulation quantity with your order.
- With viscous liquids indicate viscosity, temperature and metering substance (e.g. ISO VG68) (regulation rate on request)

All technical changes reserved

●BASIC Standard ○BASIC Programme option □VARIO Special option ⊕PLUS Accessories ✗not recommendable