

GENERAL CHARACTERISTICS

Flowmeter operates according to variable area principle with a cylindrical float moving flow-dependently in a conical plastic tube.

- * comfortable scale reading with good resolution
- * actual flow rate indicator min/max

Female thread Rp3/8 to Rp1 cast iron



GK-010GTW0160PO

TECHNICAL DATA

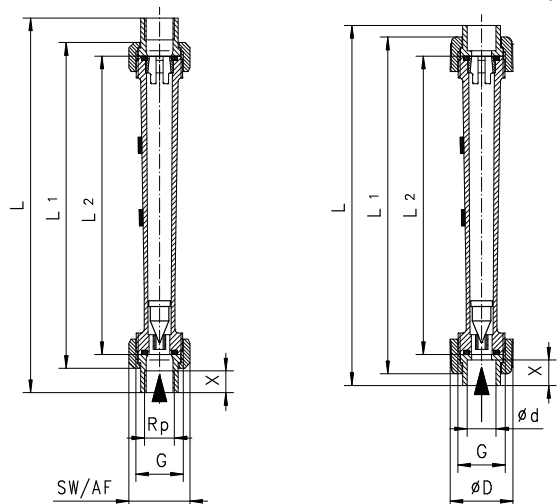
	Rp	Type	metering range - float				L mm	L1 mm	L2 mm	G	SW mm	X mm	weight kg
			polypropylene		stainless steel								
			without magnet	with magnet	without	with magnet							
H ₂ O	Rp 3/8	GK-010GTW0025	2 - 25	2 - 25	-	l/h	207	180	165	3/4	32	12	0.18
		GK-010GTW0040	2 - 40	2 - 40	4 - 40	l/h							
		GK-010GTW0060	5 - 60	5 - 60	5 - 60	l/h							
		GK-010GTW0100	10 - 100	10 - 100	10 - 100	l/h							
		GK-010GTW0160	15 - 160	15 - 160	15 - 160	l/h							
	Rp 1/2	GK-015GTW0160	15 - 160	15 - 160	15 - 160	l/h	215	185	170	1	41	13	0.30
		GK-015GTW0250	20 - 250	20 - 250	20 - 250	l/h							
	Rp 3/4	GK-020GTW0160	15 - 160	15 - 160	-	l/h	230	201	185	1 1/4	50	16	0.50
		GK-020GTW0250	20 - 250	20 - 250	20 - 250	l/h							
		GK-020GTW0400	40 - 400	40 - 400	40 - 400	l/h							
GK-020GTW06..		60 - 640	60 - 640	60 - 600	l/h								
Rp 1	GK-025GTW0250	20 - 250	20 - 250	-	l/h	250	219	200	1 1/2	55	19	0.65	
	GK-025GTW0400	40 - 400	40 - 400	40 - 400	l/h								
	GK-025GTW06..	60 - 640	60 - 640	50 - 650	l/h								
air	Rp 3/8	GK-010GTL0360	20 - 360	-	-	Nl/h	207	180	165	3/4	32	12	0.18
		GK-010GTL0550	50 - 550	-	-	Nl/h							
		GK-010GTL0900	100 - 900	-	-	Nl/h							
		GK-010GTL0015	0.15- 1.5	-	-	Nm ³ /h							
		GK-010GTL0024	0.2 - 2.4	-	-	Nm ³ /h							
	Rp 1/2	GK-015GTL0038	0.4 - 3.8	-	-	Nm ³ /h	215	185	170	1	41	13	0.30
		GK-015GTL0048	0.4 - 4.8	-	-	Nm ³ /h							
	Rp 3/4	GK-020GTL0025	0.2 - 2.5	-	-	Nm ³ /h	230	201	185	1 1/4	50	16	0.50
		GK-020GTL0037	0.25- 3.75	-	-	Nm ³ /h							
		GK-020GTL00..	0.5 - 5.5	0.75- 6.5	-	Nm ³ /h							
	Rp 1	GK-025GTL0040	0.4 - 4	-	-	Nm ³ /h	250	219	200	1 1/2	55	19	0.65
		GK-025GTL0060	0.5 - 6	-	-	Nm ³ /h							
		GK-025GTL0100	1 - 10	1 - 10	-	Nm ³ /h							
		GK-025GTL0160	1 - 16	2 - 16	-	Nm ³ /h							

pressure PN16
 tolerance ±1% of full scale and ±3% of measured value
 media temperature max. 60°C
 pressure loss max. 20mbar

GK-...G

GK-...M

Measurements on request



MATERIALS

tube trogamid
 float polypropylene
 connector cast iron
 seal viton

ELECTRICAL DATA

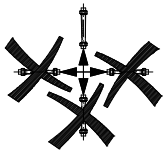
● **BASIC Standard**

No electrical components.

⊕ **PLUS accessories**

Switch units or continuous signal converters see description next page

MOUNTING POSITION



METERING SUBSTANCES



water



gas/air

For combinations see table "technical data".

NOMENCLATURE

GK-	010	G	T	W0025	PO	basic type specification	
	010					●	nominal diameter DN 10 - Rp3/8
	015					●	nominal diameter DN 15 - Rp1/2
	020					●	nominal diameter DN 20 - Rp3/4
	025					●	nominal diameter DN 25 - Rp1
		G				●	female thread Rp cast iron PN16
		M				○	threaded connector with glue fittings PVC
			T			●	measuring tube trogamid
			P			○	measuring tube polysulfon (max. temperature 100°C)
				W0025		●	2 - 25 l/h
				W0040		●	2 - 40 l/h
				W0060		○	4 - 40 l/h
				W0100		●	5 - 60 l/h
				W0160		●	10 - 100 l/h
				W0250		●	15 - 160 l/h
				W0400		●	20 - 250 l/h
				W0600		○	40 - 400 l/h
				W0640		●	60 - 600 l/h
				W0650		○	60 - 640 l/h
				L0360		●	50 - 650 l/h
				L0550		●	20 - 360 NI/h
				L0900		●	50 - 550 NI/h
				L0015		●	100 - 900 NI/h
				L0024		●	0.15- 1.5 Nm ² /h
				L0025		●	0.2 - 2.4 Nm ² /h
				L0037		●	0.2 - 2.5 Nm ² /h
				L0038		●	0.25- 3.75 Nm ² /h
				L0040		●	0.4 - 3.8 Nm ² /h
				L0048		●	0.4 - 4 Nm ² /h
				L0055		●	0.4 - 4.8 Nm ² /h
				L0060		●	0.5 - 5.5 Nm ² /h
				L0065		○	0.5 - 6 Nm ² /h
				L0100		●	0.75- 6.5 Nm ² /h
				L0160		○	1 - 10 Nm ² /h
						●	1 - 16 Nm ² /h
						○	2 - 16 Nm ² /h
					PO	●	float polypropylene without magnet
					PM	○	float polypropylene with magnet
					KO	○	float stainless steel without magnet
					KM	○	float stainless steel with magnet
						○	scale in %
						□	actual metering ranges referring to pressure and temperature special scales
						⊕	switch unit
							contin.signal convert.
							Only for float with magnet. Description see next page.

IMPORTANT FOR YOUR ORDER

- With gaseous media indicate pressure (relative or absolute), temperature and metering substance, e.g. air (metering range on request)

All technical changes reserved

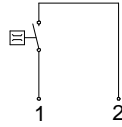
●BASIC Standard ○BASIC Programme option □VARIO Special option ⊕ PLUS Accessories ✗ not recommendable

ACCESSORIES

⊕ GKEH-1256

for DN 10-20

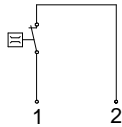
maximum switch unit plastic
bistable reed switch
wiring diagram 0.212 n.o.
250 V AC 0.2 A 10 VA
plug DIN 43650-B
protection class IP 65
additional weight 0.035 kg



⊕ GKEL-1257

for DN 10-20

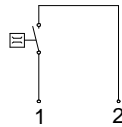
minimal switch unit plastic
bistable reed switch
wiring diagram 0.214 n.c.
250 V AC 0.2 A 10 VA
plug DIN 43650-B
protection class IP 65
additional weight 0.035 kg



⊕ GKEH-1251

for DN 25

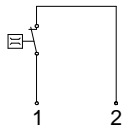
maximum switch unit plastic
bistable reed switch
wiring diagram 0.212 n.o.
250 V AC 0.2 A 10 VA
plug DIN 43650-B
protection class IP 65
additional weight 0.075 kg



⊕ GKEL-1252

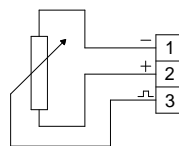
for DN 25

minimal switch unit plastic
bistable reed switch
wiring diagram 0.214 n.c.
250 V AC 0.2 A 10 VA
plug DIN 43650-B
protection class IP 65
additional weight 0.075 kg



⊕ GKK-1271

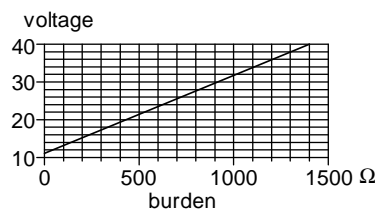
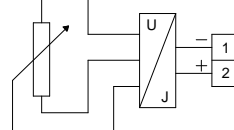
continuous signal converter plastic
reed switch chain
24 V DC
exit signal: 0 - 10 k-Ohm
plug DIN 43650-B
protection class IP 65
additional weight 0.07 kg



⊕ GKI-1273 / GKI-1273-1

Type GKI-1273 for DN10-20
Type GKI-1273-1 for DN25

continuous signal converter plastic
reed switch chain with integrated signal convertor
supply 11-40 V DC depending on ohmic resistance
ohmic resistance max. 1500 Ω
exit signal: 4 - 20 mA
plug DIN 43650-B
protection class IP 65
additional weight 0.08 kg



All technical changes reserved

●BASIC Standard ○BASIC Programme option □VARIO Special option ⊕ PLUS Accessories ✗ not recommendable